



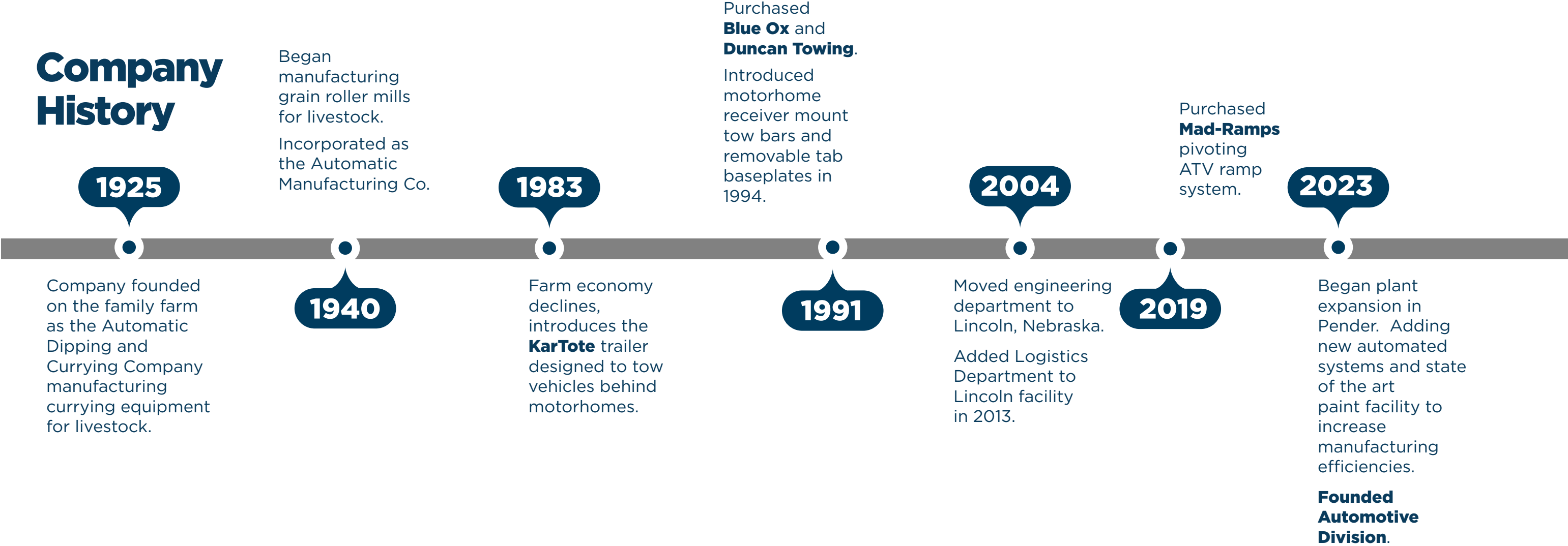
Products Guide

Contents



- 06 Receiver Hitches
- 12 Fifth Wheel
- 18 SwayPro
- 22 TrackPro
- 26 2-Point
- 28 Trailer Levelers
- 30 Adjustable Ball Mounts
- 34 Hitch Accessories
- 38 Premium Tow Bars
- 40 Standard Tow Bars
- 41 Baseplates
- 42 Brakes
- 44 Mud Flap System
- 47 Accessories
- 49 Wiring Kits

Company History



Custom Designed Receiver Hitches

Family Owned. American Made.



Our custom-designed receiver hitches are engineered to meet the unique specifications of your vehicle’s make and model, enhancing towing efficiency while elevating the look of your vehicle.

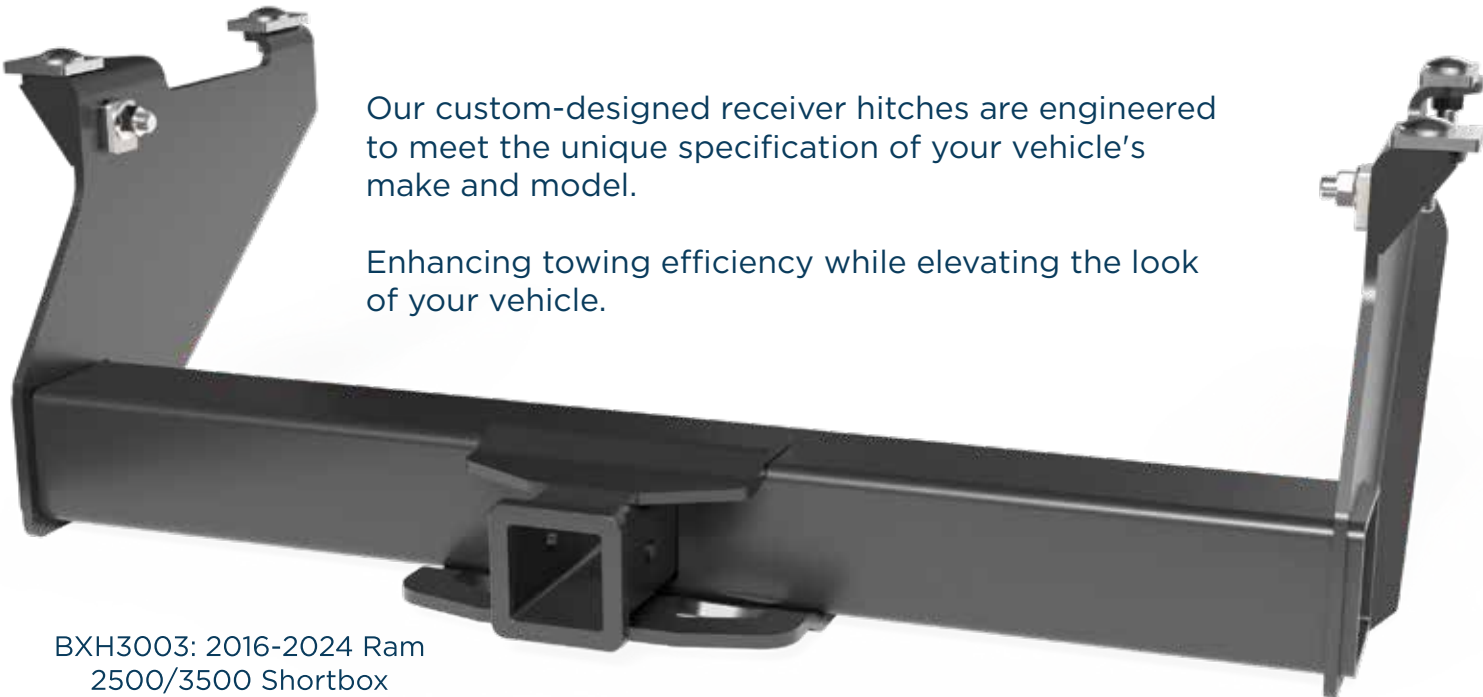


BXH1000 2017-2023 Ford F-150 Raptor
& 2015-2023 Ford F-150



BXH3001 2007-2024 Jeep Wrangler

- Crafted with meticulous attention to detail, our hitches blend manual craftsmanship and robotic precision.
- Experience the pinnacle of protection with our industry-leading “Premium textured black Powder Coat over e-Coat” from the TTX paint facility, designed to shield against rust and corrosion.
- Adherence to the rigorous SAE J684 standards is a hallmark of our commitment to quality.
- We stand behind our robust limited lifetime warranty, supporting you for countless miles to come.
- Our hitches often include a wiring plug mounting bracket for quick installation.



Our custom-designed receiver hitches are engineered to meet the unique specification of your vehicle’s make and model.

Enhancing towing efficiency while elevating the look of your vehicle.

BXH3003: 2016-2024 Ram
2500/3500 Shortbox

Popular Fits

BX#	Fit	BX#	Fit
BXH1000	2015-2023 Ford F-150	BXH3000	2022 Jeep Grand Cherokee WK
BXH1000	2017-2023 Ford F-150 Raptor	BXH3001	2007-2024 Jeep Wrangler
BXH1000	2021-2024 Ford Bronco	BXH3002	2003-2018 RAM 1500
BXH2000	1996-2014 Chev. Express Van 1500	BXH3002	2019-2023 RAM 1500 Classic
BXH2000	1996-2014 Chev. Express Van 2500	BXH3002	2003-2009 RAM 2500/3500
BXH2000	1996-2014 Chev. Express Van 3500	BXH3003	2016-2024 Ram 2500/3500 Short Box
BXH2000	2011-2024 Dodge Durango (SRT)	BXH4000	2017-2024 Honda CR-V
BXH2000	1996-2014 Savana 1500	BXH4001	Honday Odyssey
BXH2000	1996-2024 Savana 2500	BXH5001	2006-2018 Toyota RAV4 (No Electric)
BXH2001	2018-2024 Terrain (No Diesel)	BXH5001	2019-2024 Toyota RAV4
BXH2001	2018-2024Chev. Equinox	BXH7000	2018-2024 Crosstrek
BXH2001	2018-2024 GMC Terrain	BXH7003	2020-2024 Legacy
BXH2002	2020-2024Buick Encore GX	BXH7003	2020-2024 Outback
BXH2002	2021-2024 Chevrolet Trailblazer	BXH7004	2018-2024 Subaru Crosstrek
BXH3000	2011-2021 Jeep Grand Cherokee		

Family Owned. American Made.



For a Comprehensive List, Please see our Reciever Hitch Fit List @ dealerportalblueox.com

Hitches





5th Wheel Hitches



BXR2100

21K GTC
5K VLL



Connects to 2-5/16" gooseneck ball.

Funnel shaped hitch head helps guide the kingpin into place, significantly reducing the risk of false hookups & trailer drops.

Dual articulating head: front/back, side-to-side

True 360° nesting of the kingpin.

Lightweight, 2-piece design: 122 lbs total .


Adjustable height: 17", 18", and 19".

Tested to SAE J2638.



BXR2410

24K GTC
6K VLL



Connects to standard bed rails.

Funnel shaped hitch head helps guide the kingpin into place, significantly reducing the risk of false hookups & trailer drops.

Dual articulating head: front/back, side-to-side

True 360° nesting of the kingpin.

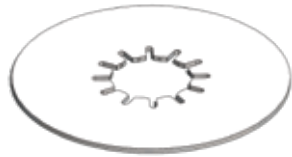
Lightweight, 2-piece design: 100 lbs total .

Adjustable height: 17", 18", and 19".

Tested to SAE J2638.

5th Wheel

Accessories



BX#
BXR9004

Description
Lube Plate



BX#
BX88360

Description
King Pin Lock



BX#
BXR9005

Description
Rotaflex Lockout Kit



BX#
BXR9009

Description
OEM Ball Adap.



BX#
BX88356

Description
Wiring Harness



BX#
BXR9006

Description
Anti-Slip Mat

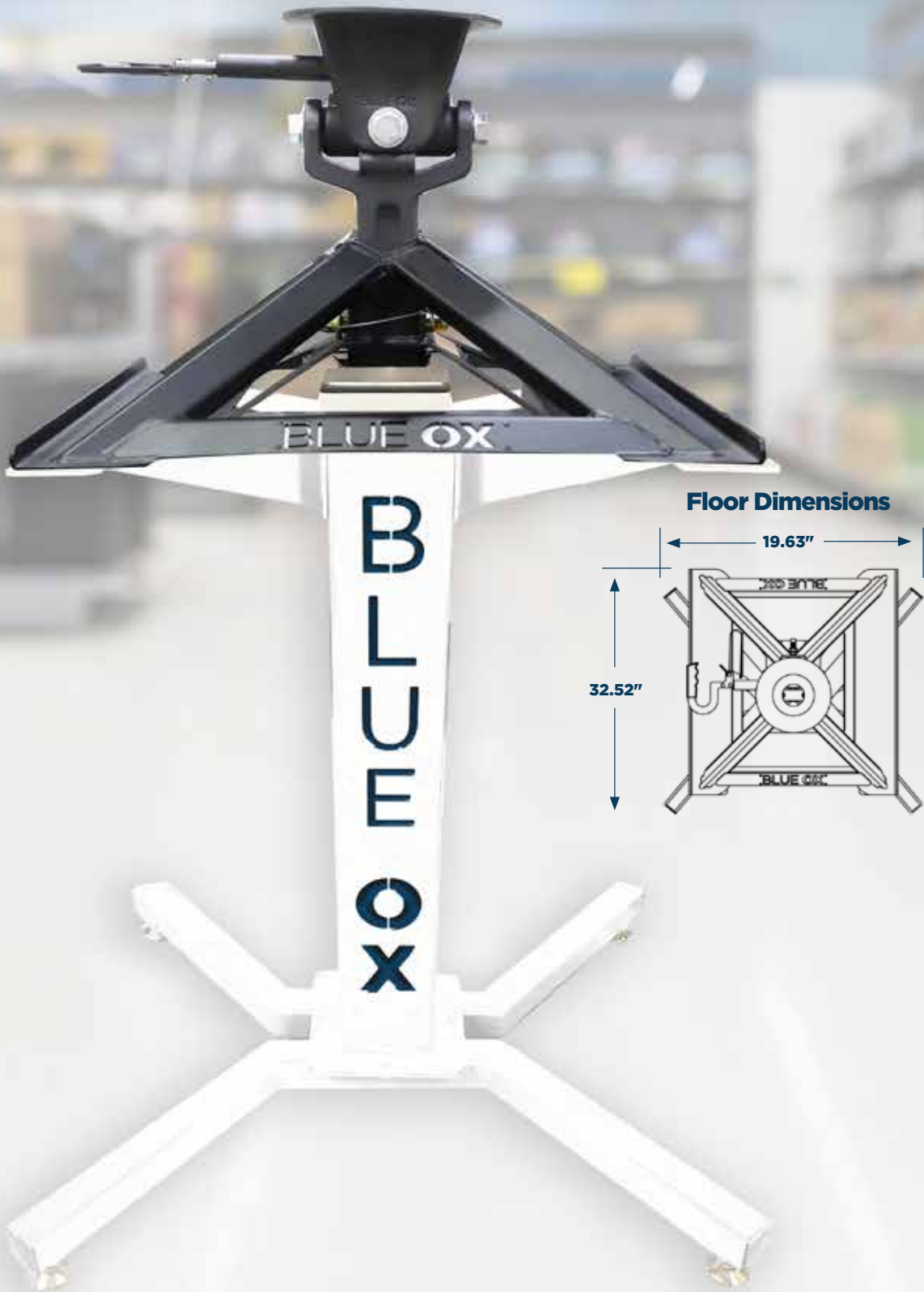


BX#
BXR9003

Description
Wall Mount

5th Wheel

DS-5th Wheel Tower Display



How Does Blue Ox Sway Prevention Work?

Blue Ox Weight Distributing hitch heads are designed with integrated positive caster working in tandem with loaded spring bars.

Just like the steering wheel in your car or truck returns to center after you turn a corner, our hitch head keeps the trailer centered.

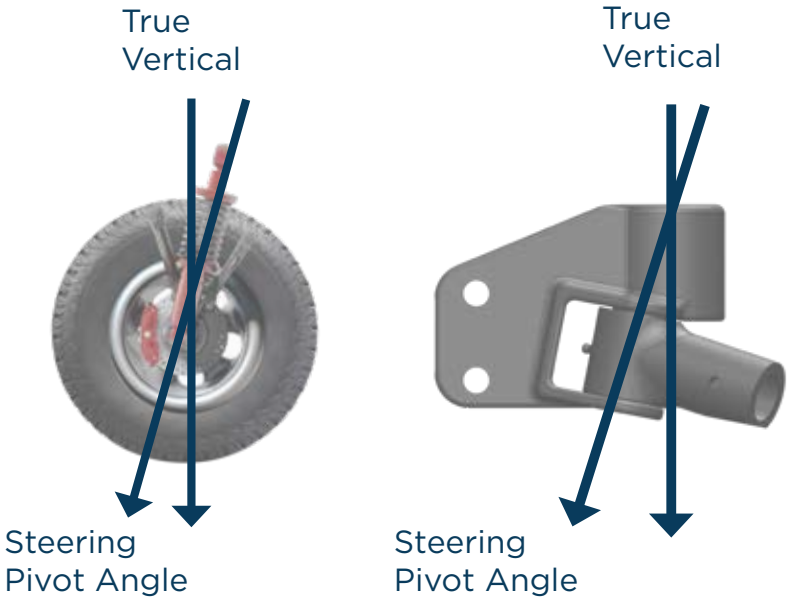


Built-in to SwayPro™ & TrackPro™ Weight Distributing Hitches

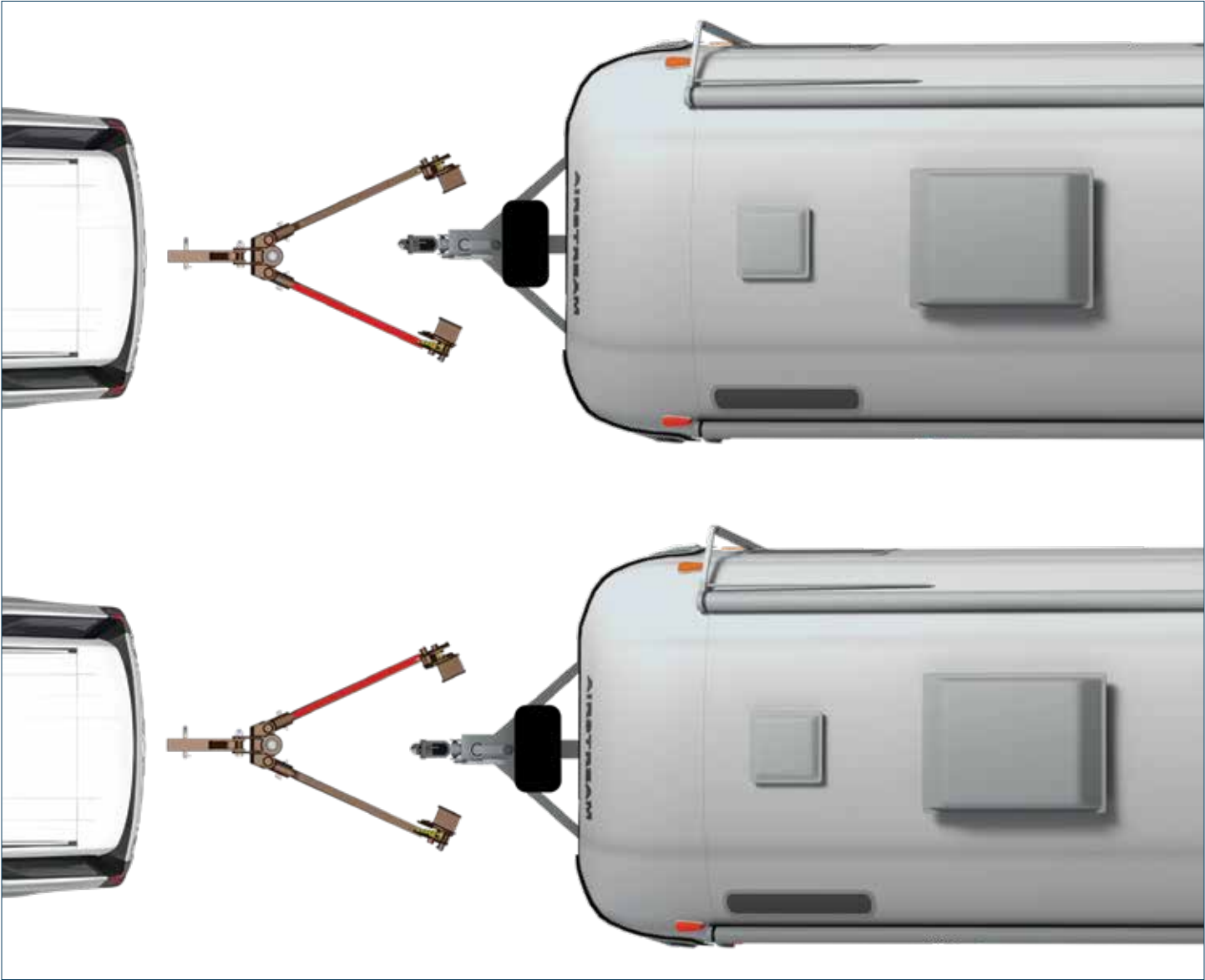
Postive Caster: Caster is the measure of how far forward or behind the steering axis is to the vertical axis, viewed from the side. This is measured by drawing a line between the top and bottom pivot points of the front upright. The angle between the drawn line and vertical is the caster angle.

If the line slopes towards the rear of the vehicle, then you have positive caster. Positive caster increases the lean of the tire when the vehicle is cornering, while returning it to an upright position when driving straight ahead.

SwayPro and TrackPro hitch heads employ positive caster, constantly pushing the trailer to the center of the tow vehicle.



Forces like wind, uneven pavement, or curves in the road pushing the right side of the trailer to sway to the left, shifts the heavier load to the left spring bar.




Similarly, forces pushing on the left side causing it to sway right, shifts the heavier load to the right spring bar.

The spring bars pivot on the hitch head balancing the load and pushing the trailer to the center of the tow vehicle.





SwayPro™ WD Hitch



Standard Hitch Head

20K GTC
2" Receiver
2-1/2" Shank Available

7-Hole Shank Kits

Caster in the hitch head constantly centers the trailer. Spring bars augment the suspensions of the tow vehicle & trailer.

Rotating latches with clamp-on brackets for quick and easy setup.

Noise-free sway prevention never stops working, even in rain or snow.

Standard Tongue Weights Available: 350, 550, 750, 1000, 1500, 2000 (2.5" Shank).

BX#	Features
BXW0350	0-350 lbs. Tongue Weight, 2" Ball, Clamp-on Latches
BXW0550	351-550 lbs. Tongue Weight, 2-5/16" Ball, Clamp-on Latches
BXW0750	551-750 lbs. Tongue Weight, 2-5/16" Ball, Clamp-on Latches
BXW1000	751-1000 lbs. Tongue Weight, 2-5/16" Ball, Clamp-on Latches
BXW1500	1001-1500 lbs., Tongue Weight, 2-5/16" Ball, Clamp-on Latches

9-Hole Shank Kits & 11-Hole Shank Kits Available



Underslung
Hitch Head

20K GTC
2" Receiver
2-1/2" Shank Available

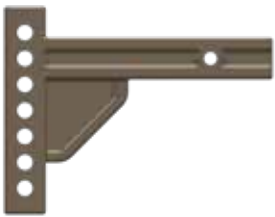
Caster in the hitch head constantly centers the trailer.
Spring bars augment the suspensions of the tow vehicle & trailer.
Rotating latches with clamp-on brackets for quick and easy setup.
Noise-free sway prevention never stops working, even in rain or snow.
Standard Tongue Weights Available: 350, 550, 750, 1000, 1500.

Underslung Kits

BX#	Features
BXW0353	0-350lbs. Tongue Weight, 2-5/16" Ball, Clamp On Latches
BXW0553	351-550lbs. Tongue Weight, 2-5/16" Ball, Clamp On Latches
BXW0753	551-750lbs. Tongue Weight, 2-5/16" Ball, Clamp On Latches
BXW1003	751-1000lbs. Tongue Weight, 2-5/16" Ball, Clamp On Latches
BXW1503	1001-1500lbs. Tongue Weight, 2-5/16" Ball, Clamp On Latches
BXW2003	1501-2000lbs. Tongue Weight, 2-5/16" Ball, Clamp On Latches



BX#	Description
BXW4076	SwayPro Underslung Hitch Head



SwayPro Hitch Shanks

BX#	Description
BXW4000	7 Hole, Max TRW 20,000 lbs
BXW4002	9 Hole, Max TRW 15,000 lbs
BXW4022	11 Hole, Max TRW 15,000 lbs.
BXW4028	9 Hole, 2-1/2" Rec. Max TRW 20,000 lbs.



SwayPro Spring Bars & Wrench

BX#	Description
BXW4015	0-350 lb Spring Bars
BXW4005	351-550 lb Spring Bars
BXW4006	551-750 lb Spring Bars
BXW4007	751-1000 lb Spring Bars
BXW4008	1001-1500 lb Spring Bars
BXW4014	1501-2000 lb Spring Bars
BXW4029	SwayPro Wrench



SwayPro Latches

BX#	Description
BXW4010	Rotating, Clamp-On Latches
BXW4021	Rotating, Bolt-on Latches
BXW4027	Rotating Latches 8" Frame



Hitch Head Pin Kit

BX#	Description
BXW4047	SwayPro/TrackPro Hitch Head Pin Kit



TrackPro™ WD Hitch



Standard Hitch Head

13K GTC
2" Receiver

7-Hole Shank Kits

9-Hole Shank Kits Available



Caster in the hitch head constantly centers the trailer.
Spring bars augment the suspensions of the tow vehicle & trailer.
Rigid L-Brackets provide additional points of sway controlling friction.
Standard Tongue Weights Available:
600, 800, 1000, 1300 (2-5/16" Ball).

BX#	Features
BXW0650	400-600 lbs. Tongue Weight, 2" Ball, Standard L-Brackets
BXW0850	601-800 lbs. Tongue Weight 2-5/16" Ball, Standard L-Brackets
BXW1050	801-1000 lbs. Tongue Weight, 2-5/16" Ball, Standard L-Brackets
BXW1350	1001-1300 lbs. Tongue Weight, 2-5/16" Ball, Standard L-Brackets

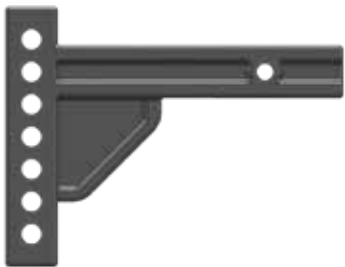


Underslung
Hitch Head

13K GTC
2" Receiver

Caster in the hitch head constantly centers the trailer.
Spring bars augment the suspensions of the tow vehicle & trailer.
Rigid L-Brackets provide additional points of sway controlling friction.

Standard Tongue Weights Available:
600, 800, 1000, 1300 (2-5/16" Ball).



TrackPro Hitch Shanks

BX#	Description
BXW4036	7 Hole, Max TRW 20,000 lbs
BXW4037	9 Hole, Max TRW 15,000 lbs.
BXW4038	11 Hole, Max TRW 15,000 lbs
BXW4039	Hole, 2-1/2" Rec., Max TRW 20,000 lbs.



TrackPro Spring Bars & Wrench

BX#	Description
BXW4050	600-800 lb Spring Bars
BXW4040	801-1000 lb Spring Bars
BXW4041	1000 lb Spring Bars
BXW4042	1300 lb Spring Bars
BXW4043	Spring Bar Tool
BXW4079	3-Pack Spring Bar Tool


Underslung Kits

BX#	Features
BXW0653	400-600 lbs. Tongue Weight, 2" Ball, 4-Hole Mounting Plate
BXW0853	601-800lbs. Tongue Weight, 2" Ball, 4-Hole Mounting Plate
BXW1053	801-1000lbs. Tongue Weight, 2" Ball, 4-Hole Mounting Plate
BXW1353	1001-300lbs. Tongue Weight, 2" Ball, 4-Hole Mounting Plate



TrackPro Kits

BX#	Description
BXW4078	1/2" Retaining Key
BXW4062	Spring Lock Assembly Kit, 2-Point
BXW4072	L Brackets
BXW4073	L Brackets w/Mounts, Single
BXW4074	L Brackets w/Mounts, Pair



Hitch Head Pin Kit

BX#	Description
BXW4047	SwayPro/TrackPro Hitch Head Pin Kit

Underslung Hitch Head



BX#	Description
BXW4077	TrackPro Underslung Hitch Head

2-Point Accessories

2-Point WD Hitch

12K GTC
2" Receiver



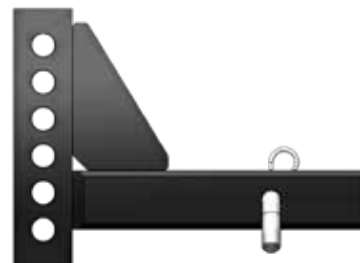
Round spring bars flex for a controlled ride.
Steel-on-steel friction minimizes sway.
L-Brackets keep spring bars in place.
Standard Tongue Weights Available: 600, 800 & 1200
(2-5/16" Ball).

6-Hole Shank Kits

BX#	Features
BXW0675	400-600 lbs. Tongue Weight, 2" Ball, 2 Hole Mounting Plate
BXW0875	600-800 lbs. Tongue Weight, 2 5/16" Ball, 2 Hole Mounting Plate
BXW1275	800-1200 lbs Tongue Weight, 2 5/16" Ball, 2 Hole Mounting Plate

2-Point Universal Fit Kits

BX#	Features
BXW0673	400-600 lbs. Tongue Weight, 2" Ball, 4 Hole Mounting Plate
BXW0873	600-800 lbs. Tongue Weight, 2 5/16"Ball, 4 Hole Mounting Plate
BXW1273	800-1200 lbs. Tongue Weight, 2 5/16" Ball, 4 Hole Mounting Plate



2-Point Hitch Shanks

BX#	Description
BXW4066	6 Hole, Max TRW 12,000 lbs



2-Point Spring Bars

BX#	Description
BXW4057	600 lb
BXW4058	800 lb
BXW4059	1200 lb

2-Point/TrackPro Wrench

BX#	Description
BXW4043	Spring Bar Tool
BXW4079	3-Pack Spring Bar Tool



2-Point/TrackPro Bracket Kits

BX#	Description
BXW4078	1/2" Retaining Key
BXW4072	L Brackets
BXW4073	L Brackets w/Mounts, Single
BXW4074	L Brackets w/Mounts, Pair



2-Point Hitch Head Kits

BX#	Description
BXW4062	2-Point Spring Lock Assembly
BXW4065	2-Point Hardware Replacement Kit

Trailer Levelers

BX88439




Place the anti-slip pad facing down, put the leveler on the pad.



Pull the trailer up on to the leveler.



Add the chock under the leveler.



2-Piece snap together design.
Set of two levelers.



Zippered storage case included.

**Easily level your trailer. Trailers up to 35K & Tire sizes up to 32".
Adjust to any height between 1/2" and 4". Rubber pads for extra grip on smooth surfaces.
Limited Lifetime Warranty.**



Adjustable Ball Mounts



Optional BXH9001 hitch step.

Convertible Ball



BX# BXH10141
Description 4" D/R, 2" S, 10K



BX# BXH10171
Description 7" D/R, 2"S, 10K



BX# BXH12241
Description 4" D/R, 2-1/2" S, 12K



BX# BXH12271
Description 7" D/R, 2-1/2" S 12K

Pre-installed 2" ball.
Adjustable in height for level towing.
Included clamshell converts 2" ball to 2-5/16".
Will not drag on the ground like dual ball mounts.
All-steel construction.

Hitch Step



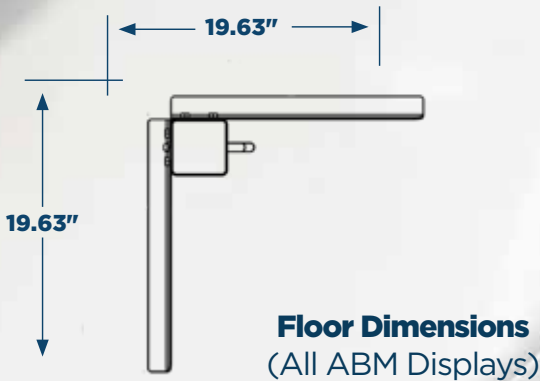
BX# BXH9001
Description Hitch Step for Adjustable Ball Mounts

Pintle Kit



BX# BXH9000
Description Pintle Hitch Kit

Adjustable Ball Mounts Displays



DSW-Hitch Tower



Hitch Accessories

WD Hitch

SwayPro/TrackPro/2-Point Displays

Hitch Locks



BX#	Description
BX88351	Cplr. Lock, 1-7/8" to 2-5/16"
BX88402	Pin Style Coupler Lock
BX88403	Pin Style Coupler Lock & 5/8" x 3" Rec

Hitch Immobilizers

Eliminate jerking, excess movement and rattling between the receiver hitch and the ball mount, tow bar or drop or rise receiver.



BX#	Description
BX88224	2" Immobilizer Dual U-Bolt
BX88225	2-1/2" Immobilizer Dual U-Bolt
BX88312	2-1/2" to 2" Immobilizer Dual U-Bolt
BX88371	2" Single Pull Immobilizer
BX88372	2-1/2" Single Pull Immobilizer
BX88399	3" Single Pull Immobilizer

SwayPro Pole Tongue Adapter


For boat trailers, ice fishing house trailers.
2000 lbs. Tongue weight capacity.
Fits tongue widths 2 3/4" - 4 1/2".
Fits tongue heights 3"-6".
Limited lifetime warranty.



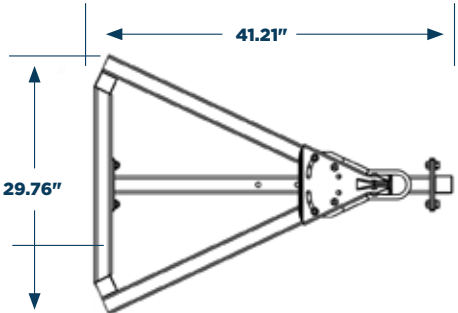
BX#	Description
BXW4023	Pole Tongue Adapter



DSW-WD Hitch Stacked



DSW-WD Hitch



Floor Dimensions
(All WD Displays)



DS-WD Hitch Triple

Flat Towing





Tow Bars



Premium Tow Bars

Patented non-binding latches quickly disconnect, even in the most rugged terrain.

Offset triple lugs for easy attachment to the baseplate.

Rubber boots protect the tow bar from dirt and debris.

No centering pin, easy to stow and store.

Safety cables included.

3-year warranty.



Apollo

BX#	Capacity	Features
BX7470	15K	Apollo: Steel, Non-binding Latches, 2.5" Receiver



Ascent

BX#	Capacity	Features
BX4370	7.5K	Ascent: Aluminum, Non-binding Latches, 2" Receiver
BX4375	7.5K	Ascent: Steel, Non-binding Latches, 2-1/2" Receiver



Avail

BX#	Capacity	Features
BX7420	10K	Avail: Steel, Non-binding Latches, 2" Receiver
BX7425	10K	Avail: Steel, Non-binding Latches, 2-1/2" Receiver

Standard Tow Bars



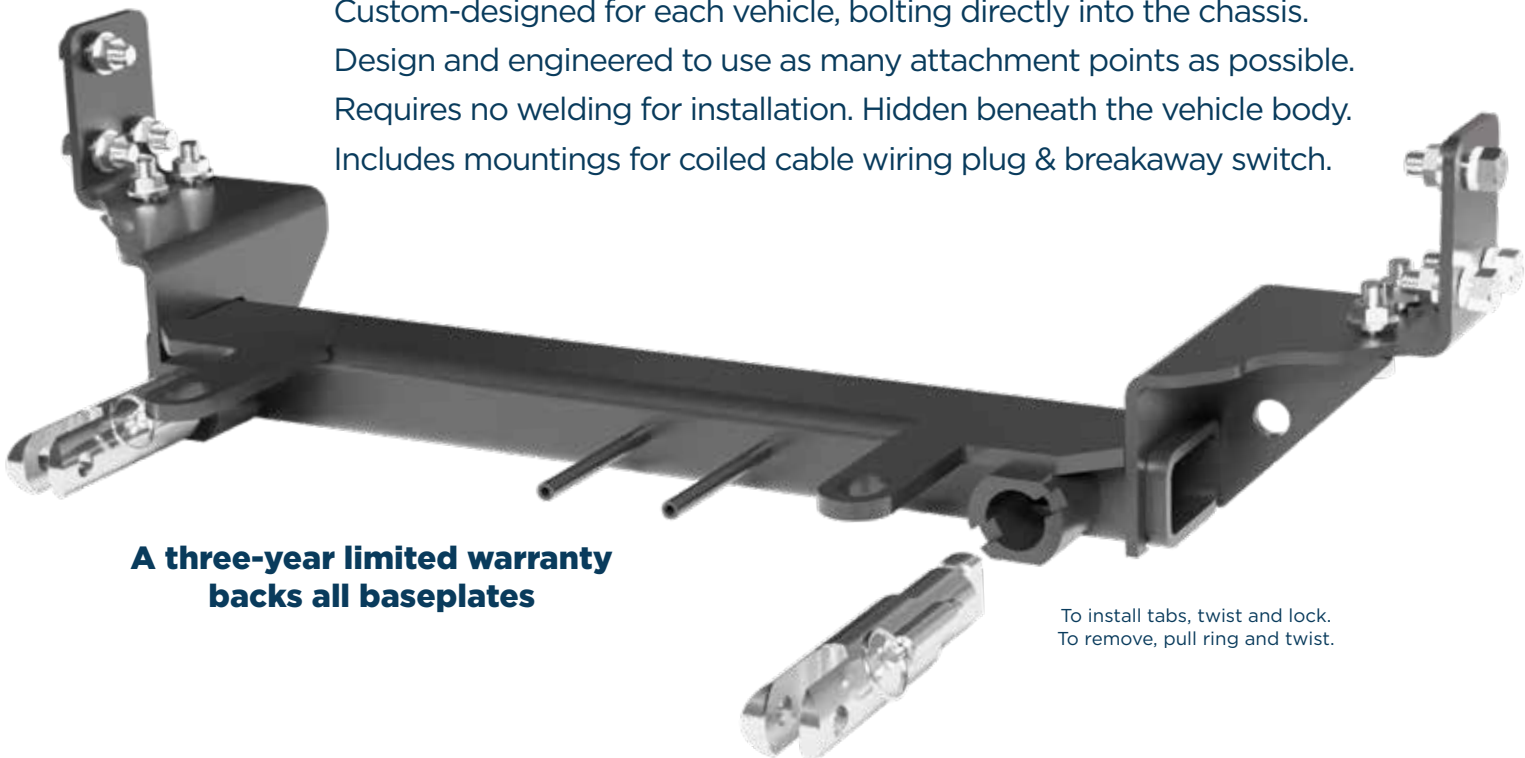
Alpha 2

BX#	Tow Cap.	Features
BX7380	6,500	Alpha 2: Steel, Non-binding Latches, 2” Receiver
BX7460	10,000	Allure: Steel, Easy Release Latches, Pintle Ring Standard



Allure

Vehicle Baseplates



Custom-designed for each vehicle, bolting directly into the chassis. Design and engineered to use as many attachment points as possible. Requires no welding for installation. Hidden beneath the vehicle body. Includes mountings for coiled cable wiring plug & breakaway switch.

A three-year limited warranty backs all baseplates

To install tabs, twist and lock. To remove, pull ring and twist.

Maintain the OEM Look of the Towed Vehicle



Acclaim

BX#	Tow Cap.	Features
BX4330	5,000	Acclaim: Steel, Easy Release Latches, Ball Coupler
BX7322	5,000	Adventurer: Steel, Easy Release Latches, Ball Coupler



Adventurer

Top 15 Blue Ox Baseplates

BX#	Description
BX1139	JEEP WRANGLER RUBICON UNLIMITED JL
BX1126	JEEP WRANGLER, RUBICON
BX1145	JEEP GLADIATOR
BX2692	JEEP GRAND CHEROKEE WK
BX1143	JEEP CHEROKEE TRAILHAWK W/TECHNOLOGY PKG & ACC
BX2686	FORD F-150 LARIAT
BX1730	CHEVROLET EQUINOX LT
BX2681	FORD F-150 RAPTOR
BX2417	DODGE RAM 1500 ECO DIESEL
BX1143	JEEP CHEROKEE TRAILHAWK W/TECHNOLOGY PKG & ACC
BX2689	FORD RANGER XLT
BX2258	HONDA CR-V
BX1746	GMC CANYON AT4
BX1753	GMC DENALI & AT4
BX1154	JEEP CHEROKEE TRAILHAWK W/TECHNOLOGY PKG & ACC

Find the Correct Fit for Hundreds of Vehicles at blueox.com



Patriot Brake



New smaller profile, fits more towed vehicles (8 X 7.5 X 11.5 vs 9 X 10 X 12).
New lighter design (6.2lbs vs 9.5lbs.).
Faster extension of the braking action.
Electric, self-contained.
Checks brake pressure to ensure proper setup.
No tank to drain, no pumps or hoses to connect.
In-cab controller monitors the brake & allows manual input.
Works with hybrids.

BX#	Description
BRK2022	Patriot Dinghy Tow Brake

Brake Accessories

BX#	Features
BRK2505	Patriot Brake Breakaway Switch
BRK2520	Power Cable, USB, RF
BRK2506	Patriot Brake Protective Storage Bag
BRK2512	Patriot Brake Brake Claw
BRK2514	Patriot Brake Claw Fiat 500
BRK2502	Patriot Brake Rod Extension
BRK2503	Patriot Brake Seat Stiffener



Mud Flap System

Accessories


Protect What You Tow From Rocks, Mud, & Debris



BX88420 Mud Flaps
System 2" Recievers



BX88421 Mud Flaps
System 2-1/2" Recievers



Features

- Forged Aluminum Hub & Arms.
- Stainless Sleeved Steel Rods.
- Stainless Steel & Zinc Nickel Hardware.
- 3/8" Thick, 24" X 24" Wide, Fiber Reinforced Mud Flaps
- Rock Screen Accessory Included

Accessories



BX88429 Exhaust Outlet
Mounts to Mud Flap
Allows Exhaust Heat to Escape
Blocks Road Debris



BX88430 Rock Screen
Easy to Install Between Mud Flaps
Adjustable Width & Height
Added Center Protection from Debris



BX88431 Heat Shield
Easy to Install
Protects Mud Flaps from Exhaust
Reduces Temperature at Flap



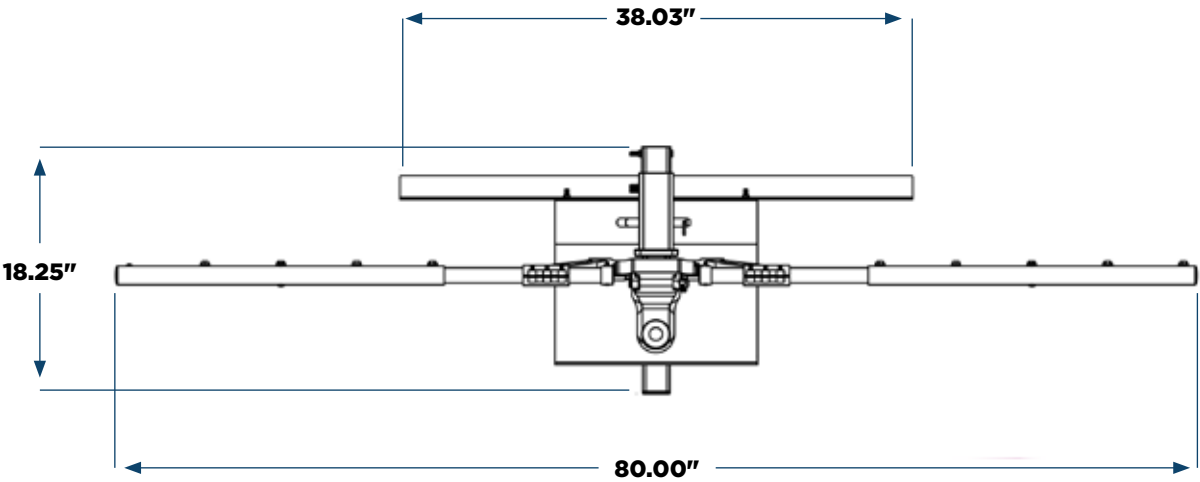
BX88436 Garage Hanger
Easy to Install
Store the Mud Flap System in
Your Garage When Not in Use

Mud Flap System

Display



DSW-Rock Guards




Floor Dimensions

Flat Towing Accessories

KarGard Deflector

Protects towed vehicle from road debris, easily folds for storage, quick and easy installation, all mounting hardware included.



BX#	Description
BX8870	KarGard Heavy Duty Deflector

Rise/Drop Receivers

Keeps tow bars level within 3".



BX#	Description
BX88379	4" Adjustable Rise/Drop, 10K
BX88340	8" Adjustable Rise/Drop, 10K
BX88352	8" Adjustable Rise/Drop, 15K

Tow Bar Accessory Kits & Covers

BX#	Features
BX88411	2" Receiver Kit: Cover, 6-Pin Connector, 7-6 Wire Electrical Cable, 3 Locks, 2" Single Pull Immobilizer
BX88412	2-1/2" Receiver Kit: Cover, 6-Pin Connector, 7-6 Wire Electrical Cable, 3 Locks, 2-1/2" Single Pull Immobilizer
BX88309	Avail/Ascent Tow Bar Cover
BX8875	Alpha 2/Alpha/Aladdin/Aventa LX Tow Bar Cover



Hitch Immobilizers

Eliminate jerking, excess movement and rattling between the receiver hitch and the ball mount, tow bar or drop or rise receiver.

BX#	Description
BX88224	2" Immobilizer Dual U-Bolt
BX88225	2-1/2" Immobilizer Dual U-Bolt
BX88312	2-1/2" to 2" Immobilizer Dual U-Bolt
BX88371	2" Single Pull Immobilizer
BX88372	2-1/2" Single Pull Immobilizer
BX88399	3" Single Pull Immobilizer



Flat Towing Accessories

Bumper Adapters

Designed for use with Blue Ox Tow Bars equipped with standard triple lugs.

BX#	Description
BX88357	Off-Road Adapter Kit 7/8" Pin
BX88358	Off-Road Adapter Kit 1" Pin



Hitch Locks

Secures a Blue Ox® tow bar to a baseplate and receiver hitch to prevent theft. Prevents accidental unhitching. 3 and 4 lock sets have matched keys.

BX#	Description
BX8858	5/8" x 2" Rec. Class III-IV-V
BX8859	1/2" for Baseplate Class II
BX88359	1/2" x 3" Lock Class II Keyed Alike
BX88212	5/8" x 4" for 2-1/2" Rec
BX88101	3-Lock kit 5/8" & (2) 1/2"
BX88177	4-Lock kit 5/8" & (2) 1/2"



Tow Bar Connecting Pins

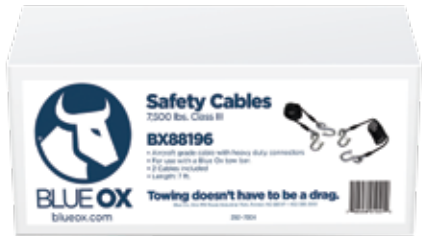
BX#	Description
BX88219	Tow Bar Pins with Clips



Safety Cables

Plastic-coated, aircraft-grade with heavy duty connectors.

BX#	Description
BX88196	7,500 lbs. 7ft.
BX88197	10,000 lbs. 7ft.
BX88362	15,000 lbs. 7ft.



Wiring Kits

EZ Light Wiring Kits

Connect to the tow vehicle's electrical system in as little as 15 minutes.

Includes wiring for a towed vehicle's: Taillights, turn signals, brake lights.

BX#	Description
BX88368	2018-2022 Jeep Wrangler JL
BX88368	2020-2021 Jeep Gladiator
BX88314	2012-2016 Honda CRV
BX88366	2015-2019 Ford F-150
BX88366	2015-2019 Ford F-150 Raptor
BX88406	2014-2021 Jeep Grand Cherokee



Find more fits at blueox.com

Standard Wiring Kits

Connect a towed vehicle to an RV's electrical system.

BX#	Description
BX8869	Bulb & Socket Taillight Kit
BX8848	Diode Kit: Wiring Harness & Diodes
BX88334	Diode Kit with 50 OHM Resistor
BX88267	Red LED Wiring Kit
BX88269	Clear LED Wiring Kit



Coiled Electrical Cables

Eliminates accidental disconnects. Molded design: less wear and tear, protects wiring in all weather. Cables expand from 1' to 7'. Trailer plug sockets included. Wire connectors encased in silicone.

BX#	Description
BX8861	4 Wire
BX8862	6 Wire
BX88206	7 to 6 Wire
BX88254	7 to 4 Wire



Fuse Bypass Switches

Flip a switch instead of pulling a fuse.

BX#	Description
BX88294	ATC/ATO, 2 Circuit Fuse Bypass Switch
BX88274	High Current Fuse Bypass Switch
BX88273	Two Mini Fuse Bypass Switch
BX88272	Mini Fuse Bypass Switch, Long Lead
BX88271	Mini Fuse Bypass Switch, Short Lead



Tow Bar Displays



Premium Receiver Mount Tow Bars

The Ultimate in Freedom of Mobility

Capacities: Apollo 15K • Avail 10K • Ascent 7.5K



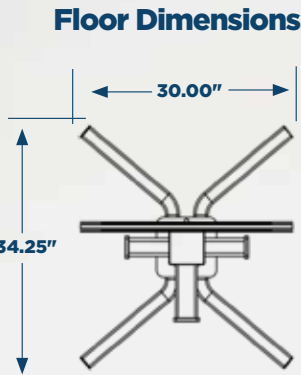
Patented non-binding ballless coupler; discovers, locks in raised position. Offers 180° legs for easy attachment to the coupler. Built-in bumper protect the tow bar from dirt and debris. No connecting it is easy to show with ease! Super-holding safety cables included.

Accessory Kit
Includes: 2" Receiver Kit, Coupler, 6-Wire Connector, 2-6 Wire Electrical Cable, 2-Lock 2" Single Pin Remover/Adapter

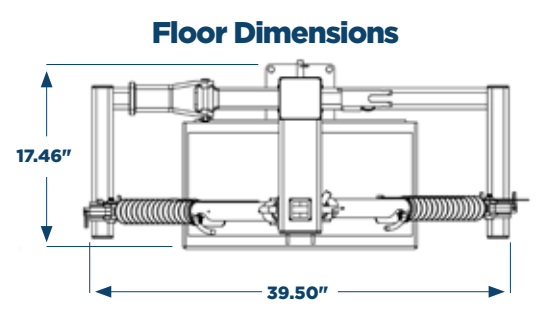

Towing Doesn't Have to be a Drag™

©2022 Blue Ox

402-2223 Display Sign



DSW-TB Tower 2.5



DSW-Extended TB Tower

Customer Care

800-228-9289 • info@blueox.com

dealerportalblueox.com



blueox.com

One Mill Road, Industrial Park, Pender, NE 68047

