

# Dealer Displays & Signage

Showroom Marketing



**BLUE OX**

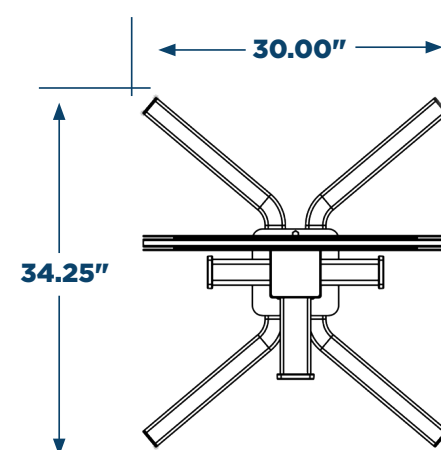
# Flat Towing Floor Display

DSW-TB Tower 2.5 (White Display)

TB-Tower 2.5 (Gray Display)



402-2223 Display Sign



Floor Dimensions

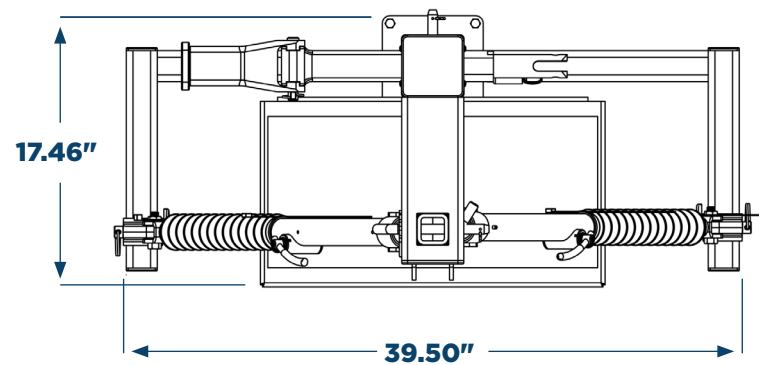


BLUE OX



# Flat Towing Floor Display

DSW-Extended TB Tower



402-2223 Display Sign

Floor Dimensions



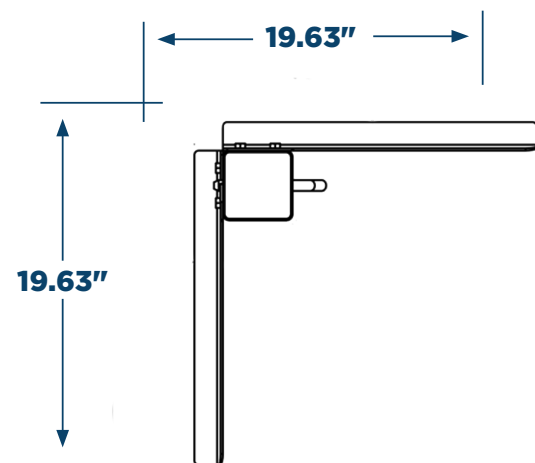
BLUE OX



# Adjustable Ball Mounts

**DSW-Hitchtower (White Display)  
Hitchtower (Gray Display)**

**DSW-6 Hitchtower (White Display)  
6 Hitchtower (Gray Display)**

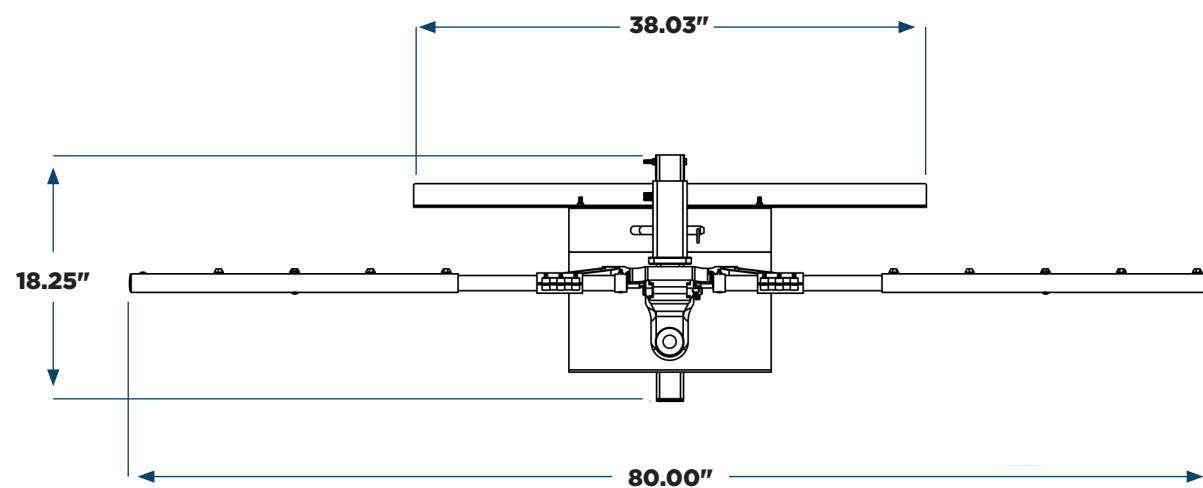


**Floor Dimensions**




# Mud Flap System

DSW-Rock Guards (White Display)



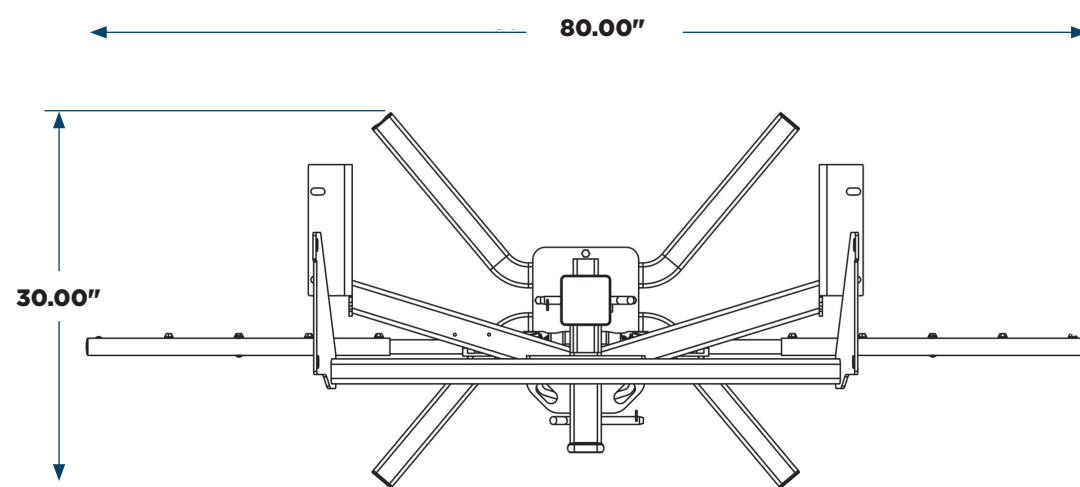
Floor Dimensions





# Receiver Hitch/Mud Flap System

DSW-Receiver Hitch



**Floor Dimensions**





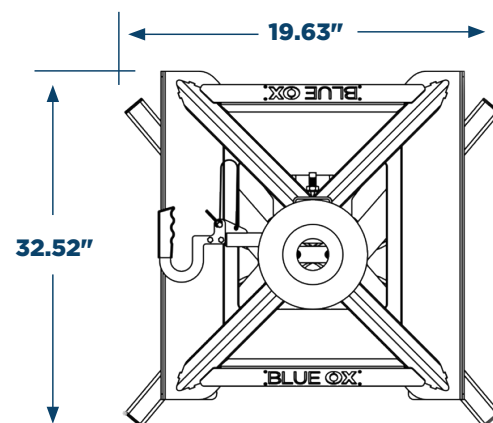
# 5th Wheel

**DSW-5th Wheel Tower (White Display)**

**5th Wheel Tower (Gray Display)**



**402-2221 Display Sign**



**Floor Dimensions**





# WD Hitch

## DSW-1WDHITCH for SwayPro™, TrackPro™, & 2-Point™



**SwayPro™** Standard Tongue Weights Available: 350, 530, 750, 1000, 1500, 2000 (2.5" Shank)  
Center in the hitch-head constantly pushes the trailer to the center of the tow vehicle.  
Spring bars augment the suspensions of the tow vehicle & trailer.

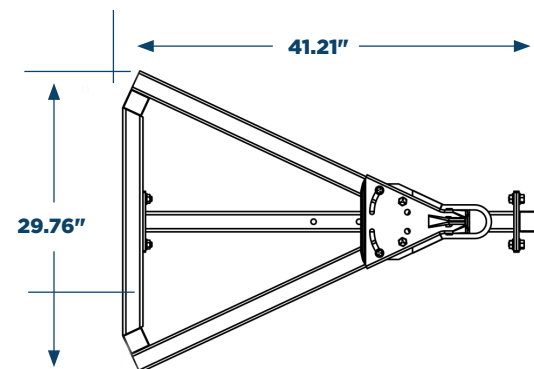


**TrackPro™** Standard Tongue Weights Available: 600 (2" Ball) 800, 1000, 1300 (3-5/8" Ball).  
Center in the hitch-head constantly pushes the trailer to the center of the tow vehicle.  
Spring bars augment the suspensions of the tow vehicle & trailer.



**2-Point™** Standard Tongue Weights Available: 600 (2" Ball), 800 & 1200 (2-5/16" Ball). Round spring bars flex for a controlled ride.

**Towing Doesn't Have to be a Drag®**





# WD Hitch

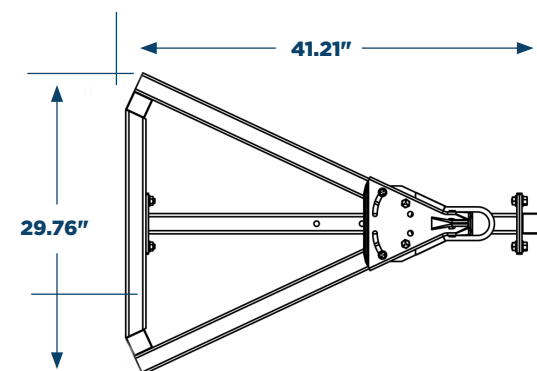
DSW-2WDHITCH for SwayPro™, TrackPro™, & 2-Point™



**402-2221 Display Sign**

**84-0268** (wd hitch add-on)

**84-0230**(TV Mount Kit)



**Floor Dimensions**  
(All WD Displays)



# Signage

Posters, Counter Mat, Banner,  
Window Cling



**BLUE OX**  
Towing Doesn't Have to be a Drag™



**Window Cling 402-2211**  
6" x 3"



**Counter Mat 404-0079**  
17" x 11"



**Banner 402-0047**  
3' x 5'




**Poster Motorized Towable Poster 402-0048**  
24" x 36"



**Weight Distributing Hitch Poster 402-2204**  
24" x 36"



**Flat Towing Poster 402-2215**  
24" x 36"



**5th Wheel Hitch Poster 402-2216**  
24" x 36"



# Hitches Tow Bars Brakes Baseplates Accessories

[blueox.com](https://blueox.com)

[dealerportalblueox.com](https://dealerportalblueox.com)

