

Planograms

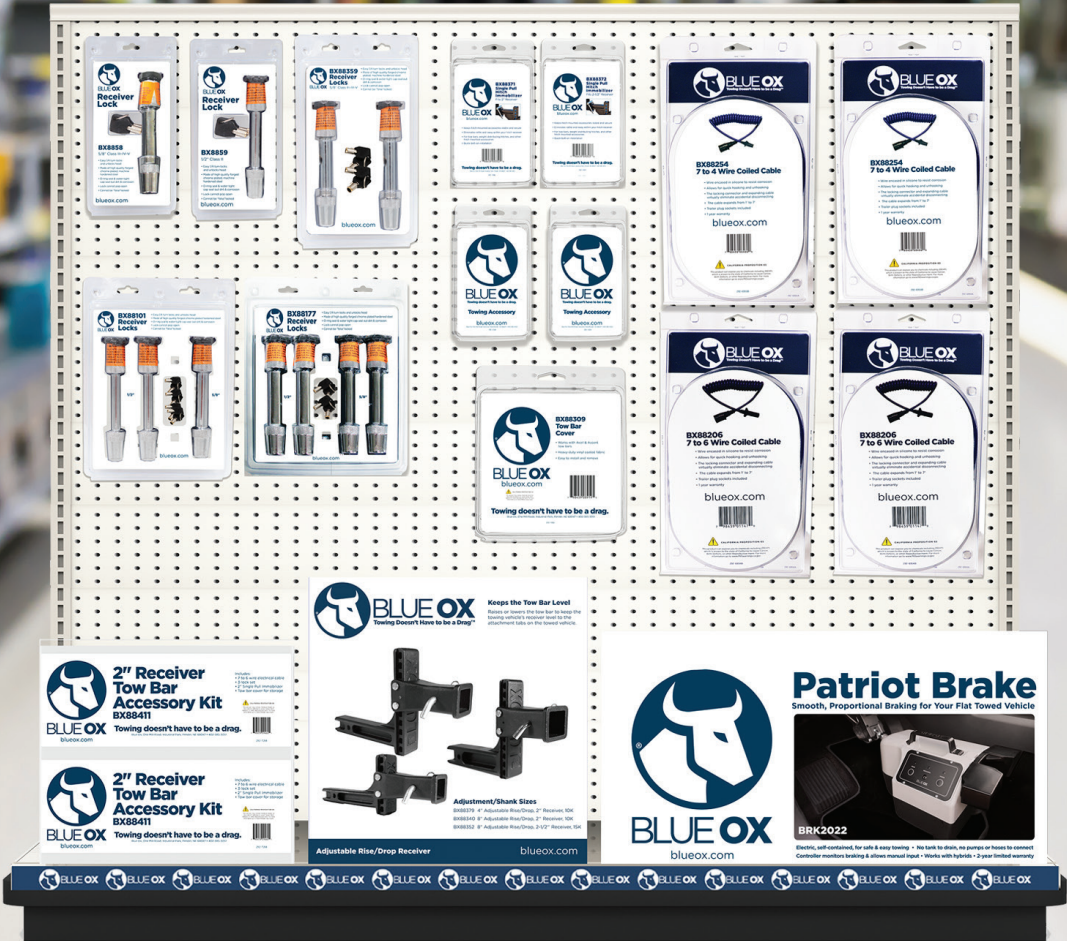


BLUE OX

Flat Towing 84-0265

INCLUDES THE FOLLOWING:

Part #	Description	Quantity
BRK2022	BRAKE SYSTEM, PATRIOT	1
BX88101	RECEIVER LOCKS (3), 2-1/2, 1-5/8	2
BX88177	RECEIVER LOCKS (4), 2-1/2, 2-5/8	2
BX88206	7 TO 6 COILED CABLE	2
BX88219	KIT, 1/2" PIN, RETAINING	2
BX88254	7 TO 4 COILED CABLE	2
BX88440	COVER, UNIVERSAL MOTORHOME MOUNTED TOWBAR	2
BX88340	DROP RCVR, ADJUSTABLE, 2" RCVR, 8" DROP/RISE, 10K	1
BX88359	RECEIVER LOCKS (2) 1/2"	2
BX88371	KIT, SINGLE PULL IMMOBILIZER, 2"	2
BX88372	KIT, SINGLE PULL IMMOBILIZER, 2-1/2"	2
BX88411	KIT, TOWING ACCESSORIES, 2" RECEIVER	2
BX88443	KIT, MANUAL BATTERY DISCONNECT	2
BX88453	KIT, TOWED VEHICLE CHARGE LINE	2
BX8858	RECEIVER LOCK, 5/8 - CLASS III & IV & V	2
BX8859	RECEIVER LOCK, 1/2 - CLASS II, 1 1/4 X 1 1/4 RCVRs	2



Contact Your Regional Blue Ox Sales Representative to Place Your Order



Hitches 84-0266

INCLUDES THE FOLLOWING:

Part #	Description	Quantity
BX88212	RCVR. LOCK, 5/8 - 4 CLASS V	2
BX88360	KINGPIN LOCK	2
BX88371	KIT, SINGLE PULL IMMOBILIZER, 2"	2
BX88372	KIT, SINGLE PULL IMMOBILIZER, 2-1/2"	2
BX88402	KIT, PIN STYLE COUPLER LOCK (TC123)	2
BX88403	KIT, PIN STYLE COUPLER LOCK AND 5/8 X 3 1/2 RECEIVER LOCK (TM5123)	2
BX88439	KIT, CAMPER LEVELER CHOCKS, PAIR	6
BX88441	KIT, DUAL PURPOSE COUPLER LOCK AND U-LOCK	2
BX8858	RECEIVER LOCK, 5/8 - CLASS III & IV & V	2
BXR9004	KIT, LUBE PLATE, 10" HDPE	5
BXW4047	KIT, PINS, TRACK PRO	2
BXW4051	KIT, 2" CHROME HITCH BALL, 7.5K RATED	1
BXW4053	KIT, 2-5/16" X 1-1/4" SHANK CHROME HITCH BALL, 20K RATED	1
BXW4078	KIT, RETAINING KEYS W/STEP TRACK PRO/2-POINT	2



Contact Your Regional Blue Ox Sales Representative to Place Your Order


Flat Towing & Hitches 84-0267

INCLUDES THE FOLLOWING:

Part #	Description	Quantity
BX88206	7 TO 6 COILED CABLE	1
BX88440	COVER, UNIVERSAL MOTORHOME MOUNTED TOWBAR	1
BX88340	DROP RCVR, ADJUSTABLE, 2" RCVR, 8" DROP/RISE, 10K	1
BX88360	KINGPIN LOCK	1
BX88371	KIT, SINGLE PULL IMMOBILIZER, 2"	2
BX88402	KIT, PIN STYLE COUPLER LOCK (TC123)	2
BX88403	KIT, PIN STYLE COUPLER LOCK AND 5/8 X 3 1/2 RECEIVER LOCK (TM5123)	2
BX88411	KIT, TOWING ACCESSORIES, 2" RECEIVER	2
BX88439	KIT, CAMPER LEVELER CHOCKS, PAIR	4
BX88441	KIT, DUAL PURPOSE COUPLER LOCK AND U-LOCK	2
BX8858	RECEIVER LOCK, 5/8 - CLASS III & IV & V	2
BX8859	RECEIVER LOCK, 1/2 - CLASS II, 1 1/4 X 1 1/4 RCVRs	2
BXR9004	KIT, LUBE PLATE, 10" HDPE	5
BXW4047	KIT, PINS, TRACK PRO	2
BXW4078	KIT, RETAINING KEYS W/STEP TRACK PRO/2-POINT	2



Contact Your Regional Blue Ox Sales Representative to Place Your Order



Planogram Signage

AVAILABLE ON REQUEST



BLUE OX
Towing Doesn't Have to be a Drag™

Dinghy Towing

Motorhome Mount Tow Bars

Capacities: Apollo 15K • Avail 10K • Ascent 7.5K



2" Receiver Accessory Kit
Includes: 2" Receiver for Trailer, 6-Pin Connector, 7-6 Wire Electrical Cable, 3 Locks, 2" Single Pull Immobilizer

2-1/2" Receiver Accessory Kit
Includes: 2-1/2" Receiver for Trailer, 6-Pin Connector, 7-6 Wire Electrical Cable, 3 Locks, 2-1/2" Single Pull Immobilizer

Patented non-binding latches quickly disconnect, even in rugged terrain • Offset triple lugs for easy attachment
Rubber boots protect the tow bar from dirt and debris • No centering pins, easy to store and show (except Ascent 2)

Rise/Drop Receiver



Our Rise/Drop receiver keeps the attachment tabs and the center of the coach's hitch receiver level.

EZ Light Wiring



Connect to the tow vehicle's electrical system in as little as 10 minutes. Includes wiring for a towed vehicle's taillights, turn signals, brake lights.

Patriot™ Dinghy Tow Brake



Electric, self-contained, no tank to drain, no pumps or hoses. In-cab controller/manual input braking response. Works with hybrids.

402-2209




BLUE OX
Towing Doesn't Have to be a Drag™

WD Sway Prevention


Available on SwayPro™ and TrackPro™ Hitches

How Does Blue Ox Sway Prevention Work?

Blue Ox Weight Distributing hitch heads are designed with **integrated positive caster**. Just like the steering wheel in your car or truck returns to center after you turn a corner, our hitch head keeps the trailer centered.



Positive Caster: Caster is the measure of how far forward or behind the steering axis is to the vertical axis, viewed from the side. The angle between the draw line and vertical is the caster angle. If the line slopes forward the rear of the vehicle, then you have positive caster forcing the vehicle's tires back to center. SwayPro and TrackPro hitch heads employ positive caster, constantly pushing the trailer to the center of the towed vehicle.




True Vertical **Post Tube Angle**



Forces like wind, uneven pavement, or curves in the road pushing the right side of the trailer to sway to the left, shifts the heavier load to the left spring bar. The spring bars pivot on the hitch head balancing the load and pushing the trailer to the center of the tow vehicle. Similarly, forces pushing on the left side causing it to sway right, shifts the heavier load to the right spring bar.

402-2210



BLUE OX
Towing Doesn't Have to be a Drag™

Motorhome & Trailer Towing

Motorhome Mount Tow Bars

Capacities: Apollo 15K • Avail 10K • Ascent 7.5K




2" Receiver Accessory Kit
Includes: 2" Receiver for Trailer, 6-Pin Connector, 7-6 Wire Electrical Cable, 3 Locks, 2" Single Pull Immobilizer

2-1/2" Receiver Accessory Kit
Includes: 2-1/2" Receiver for Trailer, 6-Pin Connector, 7-6 Wire Electrical Cable, 3 Locks, 2-1/2" Single Pull Immobilizer

Patented non-binding latches, quickly disconnect, even in rugged terrain. Offset triple lugs for easy attachment. Rubber boots protect the tow bar from dirt and debris. No centering pins, easy to store and show (except Ascent 2).

Patriot™ Brake



Electric, self-contained, no tank to drain. No pumps or hoses. In-cab controller/manual input braking response. Works with hybrids.

WD Sway Prevention



Forces like wind, uneven pavement, or curves in the road pushing the right side of the trailer to sway to the left, shifts the heavier load to the left spring bar. The spring bars pivot on the hitch head balancing the load and pushing the trailer to the center of the tow vehicle. Similarly, forces pushing on the left side causing it to sway right, shifts the heavier load to the right spring bar.

Available on SwayPro™ & TrackPro™ Hitches


402-2213

Product Mounts


AVAILABLE ON REQUEST



DS-TB-WAL



DS-HITCH-WAL



402-0053 Logo Strip 4'

Hitches Tow Bars Brakes Baseplates Accessories

blueox.com



Contact

Alex Walker

Director of Sales

Office: 402-385-3868

Cell: 712-389-2868

alexwalker@blueox.com

© 2025 Automatic Equipment Mfg. Co. One Mill Road, Industrial Park, Pender, Nebraska 68047